

# SKYWEST AIRLINES LTD



## Results Update

**October 2011**

**ASX: SXR  
AIM: SKYW**

It's amazing where Skywest can take you

Skywest



# CORPORATE OVERVIEW



- Share Price A\$0.34, code SXR
- 200m shares issued (205m FD)
- Low gearing in balance sheet
- YTD High / Low: A\$0.55 / \$0.28
- Market Cap A\$68m
- Announced a Dividend

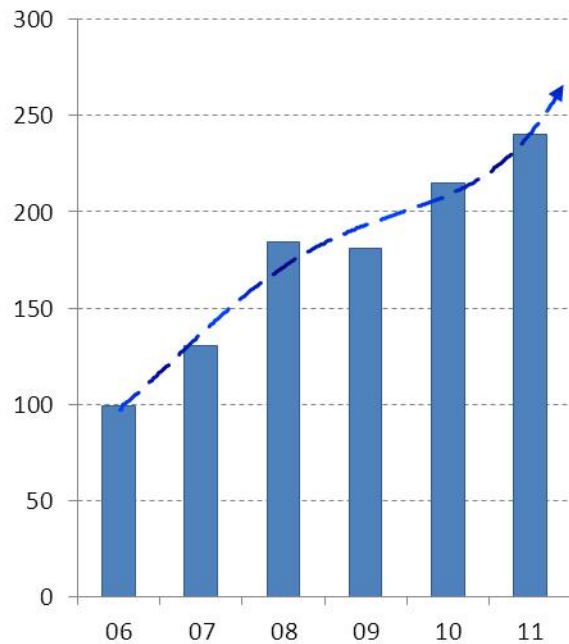
It's amazing where Skywest can take you

Skywest

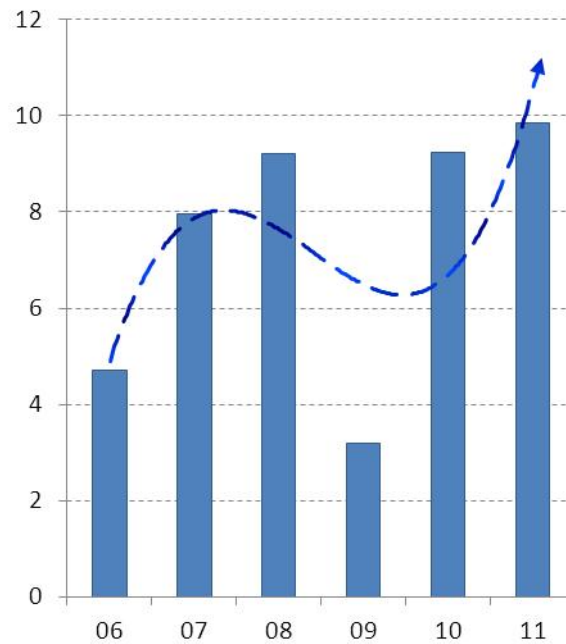


# RESULTS AT A GLANCE

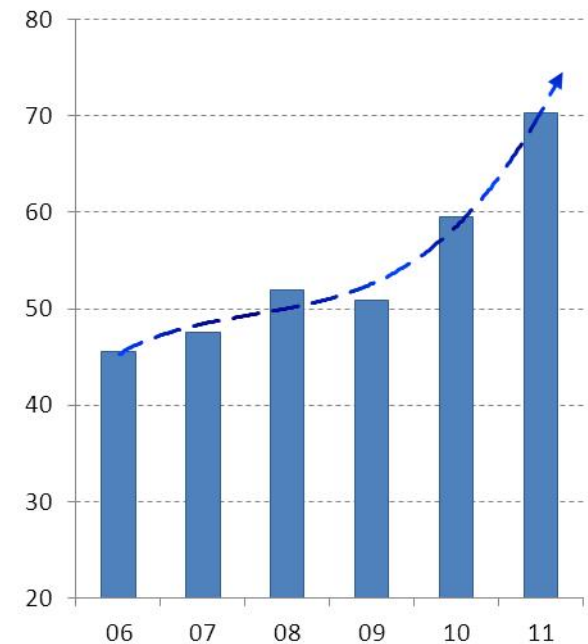
## Revenue



## Net Profit after Tax



## Net Assets



*Amounts in Singapore Dollars*

It's amazing where Skywest can take you

Skywest



# FINANCIAL SUMMARY FY 2011

- Revenue up 11.4% to **\$239.9m**
- Profit for the full year after tax up 6.6% to **\$9.8m** (after expensing A320 introduction costs and other one offs)
- EPS (fully diluted) up 4.2% to **4.89** cents
- Net assets up 18.1% to **\$70.3m**

*Based on unaudited results for the period ending 30 June 2011 compared to audited 30 June 2010 results  
Amounts in Singapore Dollars*

It's amazing where Skywest can take you

Skywest



# OPERATING STATS FY 2011

- RPT Passengers carried up 1.37% to **361,000**
- RPT Available Seat Kilometres down 5.48% to **505,000**
- Load Factor up 2.18% to **56.1%**
- Charter Available Seat Kilometres up 14.9% to **723,000**
- Charter Services up 3.3% to **2,834**  
(with more flights on larger aircraft)


It's amazing where Skywest can take you

Skywest



# OUTLOOK & GROWTH

- Expansion of operations to the East Coast via 10 year strategic alliance with Virgin Australia for up to 18 new aircraft (3 planes now delivered). Revenue service started.
- Expansion of current services. Internal WA, East Coast & International (RPT & Charter).



It's amazing where Skywest can take you

Skywest

